FANATEC®

PODIUM
STEERING WHEEL BMW M4 GT3

EN Quick Guide
FR Guide De Démarrage Rapide
DE Kurzanleitung
ES Guía Rápida
IT Guida Rapida
PT Guia Rápido

BMW SIM TECHNOLOGY

Motorsport

A PACKAGE CONTENT

FR Contenu de l'emballage; **DE** Lieferumfang; **ES** Contenido del embalaje; **IT** Contenuto della confezione; **PT** Conteúdo da embalagem

a 1x Podium Steering Wheel BMW M4 GT3

b 1x QR2 Pro Wheel-Side (Pre-installed)

c 1x QR2 USB Update Cable (~ 80 cm)

d 1x Button Caps

B GETTING STARTED

FR Pour commencer; **DE** Erste Schritte; **ES** Cómo comenzar; **IT** Come iniziare; **PT** Começando

VIDEO MANUAL

Fanatec.com/QR/P-BMW-GT3

APP

Fanatec.com/app

Fanatec.com/driver

C FIRMWARE UPDATE

FR Mise à jour du firmware; **DE** Aktualisierung der Firmware; **ES** Actualización del firmware; **IT** Aggiornamento del firmware; **PT** Actualização de Firmware

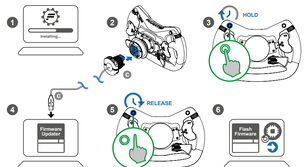

D CENTRE CALIBRATION

FR Calibrage du centre de volant; **DE** Kalibrierung der Mittelstellung; **ES** Centrado del volante; **IT** Calibrazione del centro del volante; **PT** Calibração do centro

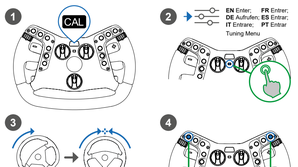

E MODES

FR Modes; **DE** Modi; **ES** Modos; **IT** Modalità; **PT** Modos

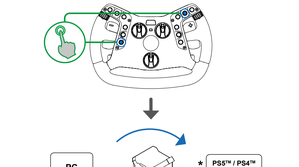

Fanatec.com/ manuals

* **EN** Wheel Base Dependent
FR Dépendant de la base du volant
DE Je Nach Wheel Base
ES Dependiendo de la base del volante
IT Dipendente dalla base del volante
PT Depende da base do volante

F SHIFTER CALIBRATION

FR Calibrage du levier de vitesse; **DE** Kalibrierung des Schalthebels; **ES** Calibración de la palanca de cambios; **IT** Calibrazione del cambio; **PT** Calibragem de mudanças

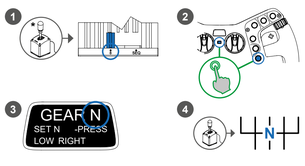

EN Perform for all gears;
FR Performer pour tous les rapports;
DE Für alle Gänge durchführen;
ES Ejecutar para todas las velocidades;
IT Esegui per tutte le marce;
PT Executar para todas as engrenagens

* **EN** Sold separately; **FR** Vendu séparément; **DE** Separat erhältlich; **ES** Se vende por separado; **IT** Venduto separatamente; **PT** Vendido separadamente

G TUNING OPTIONS

FR Ajustement; **DE** Einstellung; **ES** Configuración; **IT** Regolazione; **PT** Configuração

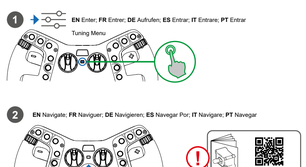

H REV LED MODE

FR Rev LED Modes; **DE** Rev LED Modi; **ES** Rev LED Modos; **IT** Rev LED Modalità; **PT** Rev LED Modos

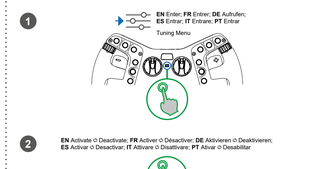

I PADDLE ADJUSTMENTS

FR Ajustement; **DE** Einstellung; **ES** Configuración; **IT** Regolazione; **PT** Configuração

Shifter Paddles

1

2

3

* **EN** Not included; **FR** Non inclus; **DE** Nicht enthalten; **ES** No incluido; **IT** Non incluso; **PT** Não incluído

Clutch Paddles

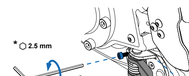

EN **Do not remove or replace adjusting bolts**
FR **Ne pas retirer ni remplacer les boulons de réglage**
DE **Einstellschrauben nicht entfernen oder ersetzen**
ES **No quite ni reemplace los pernos de ajuste**
IT **Non rimuovere o sostituire i bulloni di regolazione**
PT **Não remova ou substitua os parafusos de ajuste**

EN **Bolts are self-locking**
FR **Les boulons sont autobloquants**
DE **Einstellschrauben sind selbstsichernd**
ES **Los pernos son autobloqueantes**
IT **I bulloni sono autobloccanti**
PT **Os parafusos são de travamento automático**

* **EN** Not included; **FR** Non inclus; **DE** Nicht enthalten; **ES** No incluido; **IT** Non incluso; **PT** Não incluído

J BUTTON CAPS

FR Capuchons des boutons; **DE** Tastenkappen; **ES** Tapas de botones; **IT** Copripulsanti; **PT** Bonés de botões

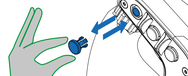

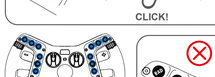

K BUTTON MAPPING

FR Mappage des boutons; **DE** Tastenbelegung; **ES** Asignación de botones; **IT** Mappatura dei pulsanti; **PT** Mapeamento de botões

#	PC	PlayStation®
1	8	L2
2	12	L3
3	7	R2
4	11	R3
5	9	✕
6	26	↖/↗
7	3	○
8	4	△
9	1	□
10	2	✕
11	10	PS
12	22	≡
13	ENC: 37 / 38, MPS Pulse / Constant: 37 - 48	*GSB 1 / *GSB 2 *GSB 1 - *GSB 12
14	ENC: 49 / 50, MPS Pulse / Constant: 49 - 60	*GSB 13 / *GSB 14 *GSB 13 - *GSB 24
15	↑, ←, ↓, →	↑, ←, ↓, →
16	ENC: 49 / 50, MPS Pulse / Constant: 49 - 60	*GSB 25 / *GSB 26 *GSB 25 - *GSB 36

#	PC	PlayStation®
17	34	*GSB 38
18	32	*GSB 39
19	CW - 36 CCW - 35	CW : *GSB 40 CCW : *GSB 41
20	CW - 27 CCW - 21	CW : *GSB 42 CCW : *GSB 43
21	Analogue Paddles: A = Clutch (Bite Point) Mode (S0) B = HandBrake + Clutch (S0 + S1) C = Brake + Throttle (RZ + Y) D = Mappable Analogue Axes (Left: RX / Right: RY) See Video Manual	
22	5	R1
23	6	*GSB 44
24	62	L1
25	61	*GSB 45
26		

* **GSB = Game-Specific Button**

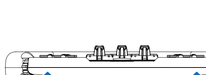

L SUPPORT

FR Support technique; **DE** Unterstützung; **ES** Soporte técnico; **IT** Supporto tecnico; **PT** Suporte técnico

VIDEO MANUAL

Fanatec.com/QR/P-BMW-GT3

Fanatec.com/app

Fanatec.com/support/faq

China RoHS 2

China RoHS 2 refers to the Ministry of Industry and Information Technology Order No. 32, effective July 1, 2016, titled Management Methods for the Restriction of the Use of Hazardous Substances in Electrical and Electronic Products (SJ/T 11364-2014). The Electronic Information Products Pollution Control Marking (SJ/T 11364-2014) requirements are met with the marking for the Restriction of the Use of Hazardous Substances in Electrical and Electronic Products, SJ/T 11364-2014.

有毒有害物质或元素 Hazardous Substances						
Part Name	铅 (Pb)	汞 (Hg)	镉 (Cd)	六价铬 (Cr(VI))	多溶溴联苯 (PBB)	多溶二苯醚 (PBDE)
电路板/电源 (Electronics / Power Supply)	o	o	o	o	o	o
塑料 (Plastics)	o	o	o	o	o	o
金属部件 (Metal Parts)	x	o	o	o	o	o
橡胶部件 (Rubber Parts)	o	o	o	o	o	o
其他 (Other analogue components)	o	o	o	o	o	o
电源适配器 (Power Adapter)	o	o	o	o	o	o

o 表示该有毒有害物质在该部件所有均质材料中的含量均在 GB/T 26572 规定的限量要求之下。
x 表示该有毒有害物质至少在该部件的某一均质材料中的含量超出 GB/T 26572 规定的限量要求。
Note: Including the Electronic Control Unit (ECU) and the Electronic Stability Control (ESC) unit, the product complies with the China RoHS 2 requirements.

This device complies with part 15 of the FCC rules. The operation of this device is subject to the following two conditions:

- The device may not cause harmful interference, and must accept any interference received, including interference that may cause undesired operation.
- This device was not modified differently than described explicitly in this user manual.

NOTE: This device was tested and approved to the limitations for class B of digital devices according to part 15 of the FCC rules. These limits are designed to provide adequate protection against harmful interference in residential areas. However, a certain interference may occur in a specific installation.

Do not modify the device differently than explicitly described in the product-related user manual. Nevertheless, if you do modify the device differently than explicitly described in the product-related manual, you can be determined to stop the operation of the device.

Manufactured and distributed by
Endor AG
Endor AG, Bahnhofstrasse 7, Bennau CH-8303 Bassersdorf
Telephone: +41 (0)44 500 65 00
Email: webshop@fanatec.com
Website: www.fanatec.com - www.endor.ag

Endor Australia Pty Ltd
3 Clarke Street, Lidcombe NSW 2141 - Australia
Telephone: +61 (0)2 8355 2000
Email: sales@fanatec.com.au
Website: www.fanatec.com - www.endor.ag

Endor Japan Kabushikigaisha
Shinjuku Mitsui Building 2F, 2-1-1 Nishishinjuku, Tokyo-to
Tokyo 163-0202 - Japan
Telephone: +81 (0)3 6890 7500
Email: sales@fanatec.com.jp
Website: www.fanatec.com - www.endor.ag

Endor Japan Kabushikigaisha
Shinjuku Mitsui Building 2F, 2-1-1 Nishishinjuku, Tokyo-to
Tokyo 163-0202 - Japan
Telephone: +81 (0)3 6890 7500
Email: sales@fanatec.com.jp
Website: www.fanatec.com - www.endor.ag

Rev. 06

EN The product warranty is provided by Endor AG. Refer to the included warranty sheet as well as the terms & conditions of Endor AG on fanatec.com.

FR Ce produit est sous la garantie d'Endor AG. Reportez-vous aux fiches de garantie incluses ainsi qu'aux conditions générales d'Endor AG sur fanatec.com.

DE Dieses Produkt unterliegt der Garantie der Endor AG. Beachten Sie die beiliegenden Garantieblätter sowie die Allgemeinen Geschäftsbedingungen der Endor AG auf fanatec.com.

ES Este producto está bajo garantía de Endor AG. Consulte las hojas de garantía incluidas, así como los términos y condiciones de Endor AG en fanatec.com.

IT Questo prodotto è coperto dalla garanzia di Endor AG. Fare riferimento ai fogli di garanzia inclusi nonché ai termini e condizioni di Endor AG su fanatec.com.

PT Este produto está sob garantia da Endor AG. Consulte as folhas de garantia incluídas, bem como os termos e condições da Endor AG em fanatec.com.

Fanatec® is a registered trademark of Endor AG.
Designed and developed by Endor AG in Germany.